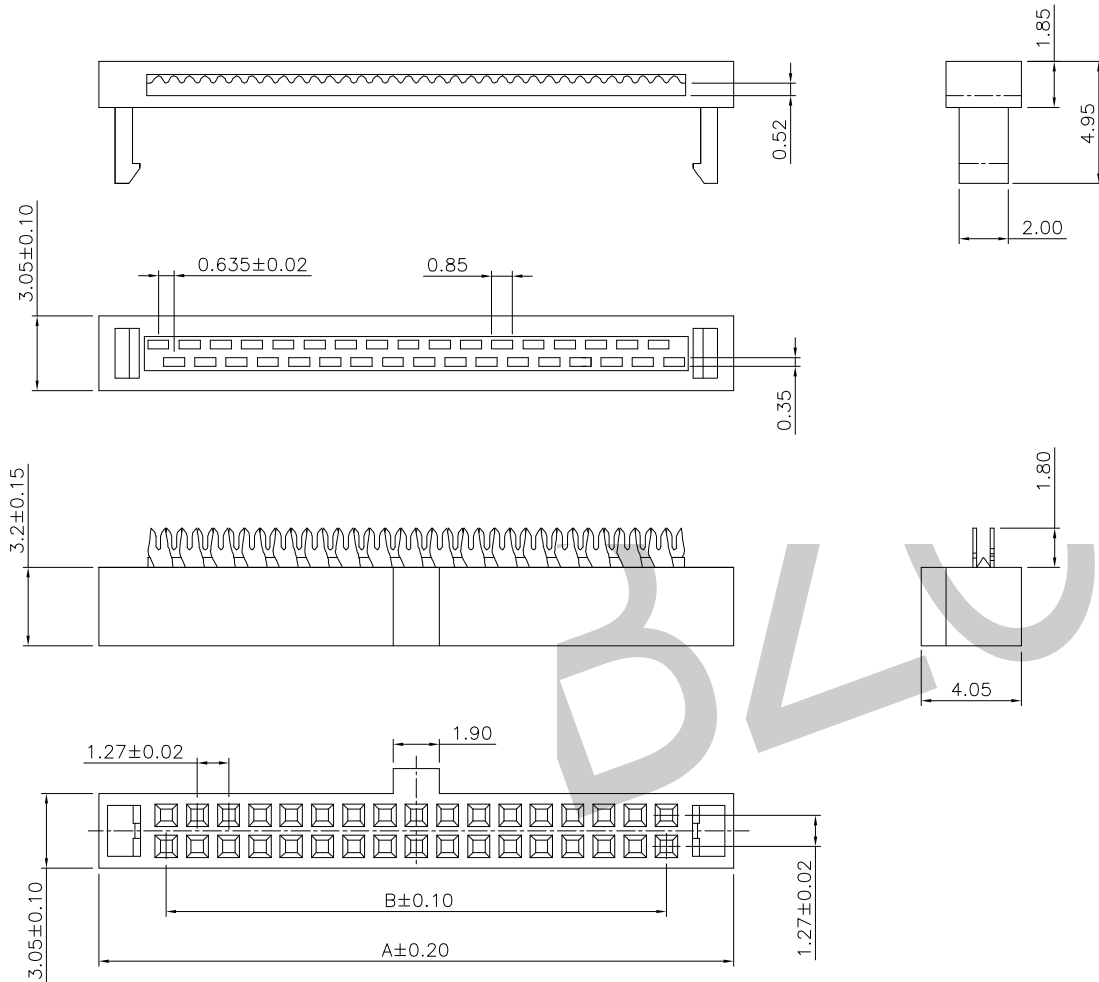




MATERIAL :
 INSULATOR : PBT +GLASS FIBER UL94V-0
 CONTACT : COPPER ALLOY
 SPECIFICATION:
 CURRENT RATING : 1Amp
 Withstanding voltage: AC 500v for 1 Minute.
 Insulation resistance :500M Ω MAX. AT DC 500V.
 CONTACT resistance : 20m Ω Min.
 OPERating temperature: -40°C + 105°C

PIN No.	Dim A	Dim B	Pin Q'ty	Dim A	Dim B
10P	10.54	5.08	40P	29.59	24.13
12P	11.81	6.35	44P	32.13	26.67
14P	13.08	7.62	50P	35.94	30.48
16P	14.35	8.89	60P	42.29	36.83
20P	16.89	11.43	68P	47.37	41.91
26P	20.70	15.24	80P	54.99	49.53
30P	23.24	17.78	100P	67.69	62.23
34P	25.78	20.32			



FC 127-02-2XX-A-XX-D-000
 IDC排线头
 127:间距1.27MM
 02:两件式
 PIN数:
 205:2*5P

 250:2*50P

流水码
 包装方式
 D:盘装
 胶壳颜色:
 GY:灰色
 BK:黑色
 塑胶材质:PBT

TOLERANCE UNLESS OTHERWISE SPECIFIED				BZOOC 东莞市柏洲电子有限公司 Dongguan BzooC Electronics, Ltd	
.X± 0.35	X.*± 1.5'	APR. AX.T	TITLE: 1.27 PITCH IDC TYPE		
.XX± 0.25	.X*± 1.0'	CHK. Y.L	PART NO.		
.XXX± 0.15	.XX*± 0.5'	DRA. Y.L	PROJ.	UNITS. MM	SCALE: 1:1
REV.	ECN. NO.	APR.	DATE	CUSTOMER DRAWING	SHEET. 1 / 1

A0	FIRST RELEASE	Y.L	2019.06.21
REV.	ECN. NO.	APR.	DATE



技术参数/Technical parameters

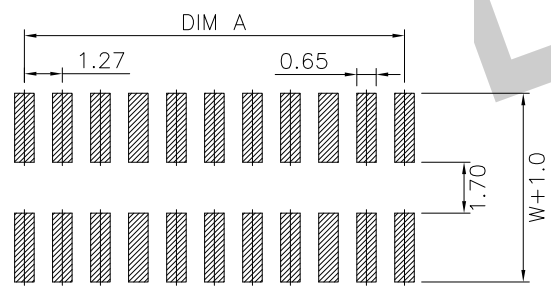
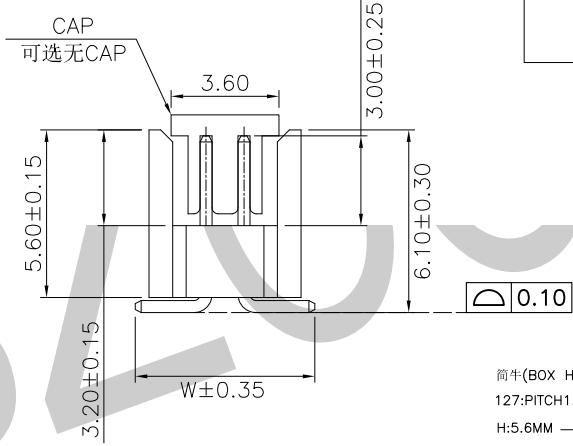
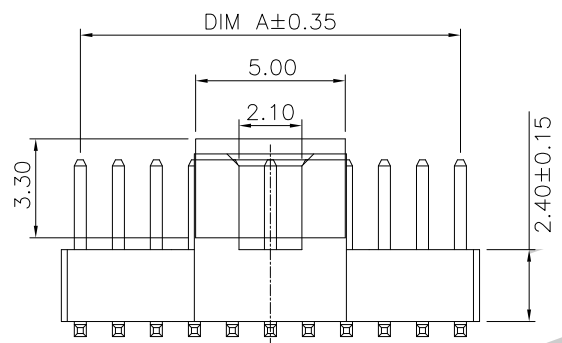
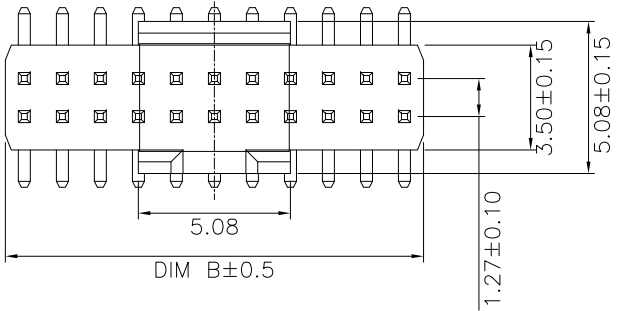
额定电流/Current Rating : 0.5AMP
 绝缘阻抗/Insulator Resistance : 1000MΩ Min.
 接触阻抗/Contact Resistance : 40mΩ Max.
 耐电压值/Voltage Resistance : AC 500V
 工作温度/Operating Temperature : -40°C ~ +105°C
 金属材料/Metallic Material : Copper alloy
 金属处理/Metal Treatment : Ni(30~50u'')+Au
 绝缘材料/Insulator Material : LCP UL94V-0
 耐焊接热/Resistance To Soldering Heat : 260°C ±5°C 10S MAX

PIN No.	DIM A	DIM B	PIN No.	DIM A	DIM B
2*5	5.08	6.35	2*28	34.29	35.56
2*6	6.35	7.62	2*29	35.56	36.83
2*7	7.62	8.89	2*30	36.83	38.10
2*8	8.89	10.16	2*31	38.10	39.37
2*9	10.16	11.43	2*32	39.37	40.64
2*10	11.43	12.70	2*33	40.64	41.91
2*11	12.70	13.97	2*34	41.91	43.18
2*12	13.97	15.24	2*35	43.18	44.45
2*13	15.24	16.51	2*36	44.45	45.72
2*14	16.51	17.78	2*37	45.72	46.99
2*15	17.78	19.05	2*38	46.99	48.26
2*16	19.05	20.32	2*39	48.26	49.53
2*17	20.32	21.59	2*40	49.53	50.80
2*18	21.59	22.86	2*41	50.80	52.07
2*19	22.86	24.13	2*42	52.07	53.34
2*20	24.13	25.40	2*43	53.34	54.61
2*21	25.40	26.67	2*44	54.61	55.88
2*22	26.67	27.94	2*45	55.88	57.15
2*23	27.94	29.21	2*46	57.15	58.42
2*24	29.21	30.48	2*47	58.42	59.69
2*25	30.48	31.75	2*48	59.69	60.96
2*26	31.75	33.02	2*49	60.96	62.23
2*27	33.02	34.29	2*50	62.23	63.50

W
6.0MM
(可定制)



筒牛(BOX HEADER) B 127-056-2XX-WVS-GF-F-X-W60-000
 127:PITCH1.27MM
 H:5.6MM
 PIN NO.: 205:2*5P
 250:2*50P
 WVS:180° -SMT
 电镀: GF:镀金 G1:镀金1U" G10:镀金10U"
 流水码
 W:6.0MM
 包装: T:管装 TC:管装+CAP RC:卷装+CAP
 塑胶材料: F:LCP



RECOMMENDED PCB LAYOUT (TOP VIEW)

BZOC 东莞市柏洲电子有限公司
Dongguan Bzoc Electronics, Ltd

TOLERANCE UNLESS OTHERWISE SPECIFIED		APR. AX.T	TITLE: 1.27*5.6 MICRO BOX HEADER 180° SMT TYPE	
.X± 0.35	X.'± 1.5'	CHK. Y.L	PART NO.	
.XX± 0.25	.X'± 1.0'	DRA. Y.L	PROJ.	UNITS. MM SCALE: 1:1
.XXX± 0.15	.XX'± 0.5'		CUSTOMER DRAWING SHEET. 1/1	

A0	FIRST RELEASE	Y.L	2019.06.21
REV.	ECN. NO.	APR.	DATE