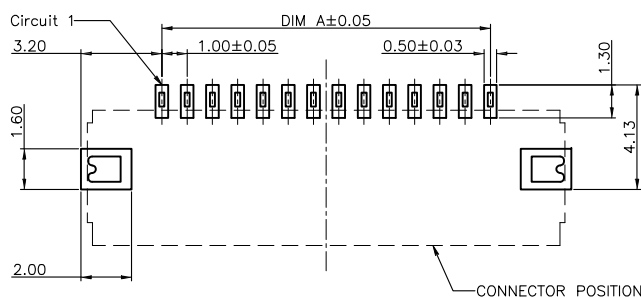
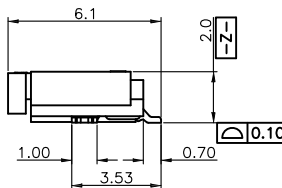
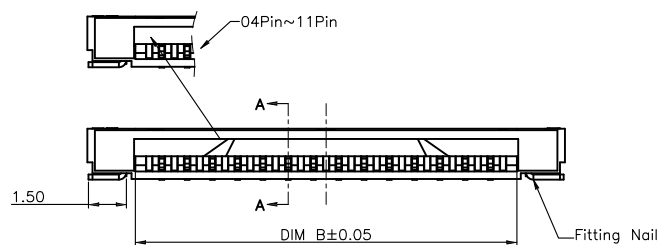
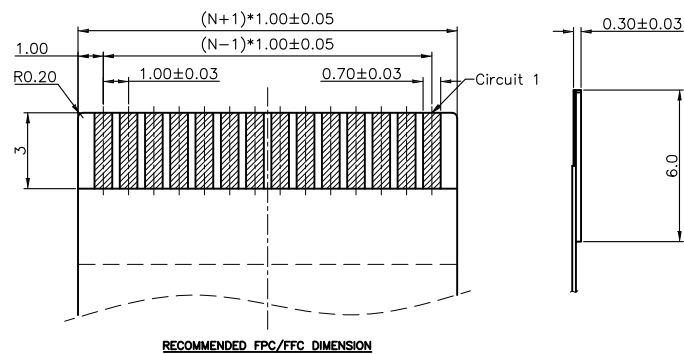
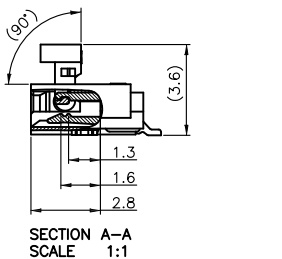
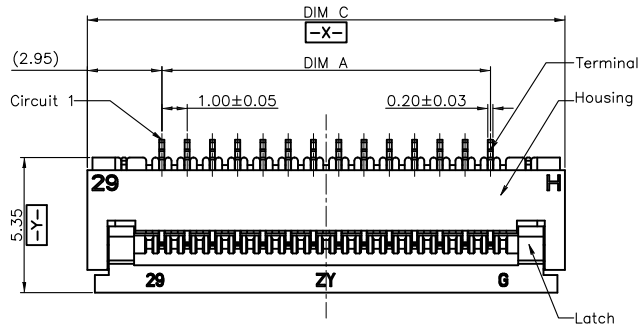




Note:
Electrical Characteristics:
 Current rating: 0.5A AC/DC
 Voltage rating: 50V AC/DC
 Temperature range: -25°C~+85°C
 Withstand Voltage: 200V AC/Minute
 Contact Resistance: 20mΩ
 Insulation resistance: 500MΩ
 Relative Humidity: 93%+40°C

Note:
 1. Material:
 1.1 Housing: thermoplastic high temp. LCP UL94V-0; Color: natural.
 1.2 Latch: thermoplastic high temp. LCP UL94V-0; Color: black.
 1.3 Terminal: copper alloy.
 1.4 Fitting Nail: copper alloy.
 2. Finish:
 2.1 Terminal:
 Underplating: Au/matt Tin overall.
 2.2 Fitting Nail:
 Underplating: matt Tin overall.
 3. Product must comply HF RoHS specification.

CKTS	DIM A	DIM B	DIM C
4P	3.00	5.10	8.90
5P	4.00	6.10	9.90
6P	5.00	7.10	10.90
7P	6.00	8.10	11.90
8P	7.00	9.10	12.90
9P	8.00	10.10	13.90
10P	9.00	11.10	14.90
11P	10.00	12.10	15.90
12P	11.00	13.10	16.90
13P	12.00	14.10	17.90
14P	13.00	15.10	18.90
15P	14.00	16.10	19.90
16P	15.00	17.10	20.90
17P	16.00	18.10	21.90
18P	17.00	19.10	22.90
19P	18.00	20.10	23.90
20P	19.00	21.10	24.90
21P	20.00	22.10	25.90
22P	21.00	23.10	26.90
23P	22.00	24.10	27.90
24P	23.00	25.10	28.90
25P	24.00	26.10	29.90
26P	25.00	27.10	30.90
27P	26.00	28.10	31.90
28P	27.00	29.10	32.90
29P	28.00	30.10	33.90
30P	29.00	31.10	34.90



FP 100-020-0XX-WRS-XX-F-X-FXJ-000
 FPC 流水号
 间距1.0MM FXJ: 翻盖下接
 塑胶高度: 020:2.0MM 包装:
 T: 管装
 R: 卷装
 PIN数:
 004:4PIN
 005:5PIN

 030:30PIN
 90°-SMT
 F:LCP
 GF:镀金
 MT:雾锡

RECOMMENDED P.C.B. PATTERN LAYOUT

TOLERANCE UNLESS OTHERWISE SPECIFIED		BZOC 东莞市柏洲电子有限公司 Dongguan Bzoc Electronics, Ltd	
.X± 0.35	X.'± 1.5'	APR. AX.T	TITLE: 1.0mm FPC 卧贴 翻盖 下接 H2.0 带焊片
.XX± 0.25	.X'± 1.0'	CHK. Y.L	PART NO.
.XXX± 0.15	.XX'± 0.5'	DRA. Y.L	PROJ. UNITS. MM SCALE: 1:1 SHEET. 1 / 1

A0	FIRST RELEASE	Y.L	2019.06.21
REV.	ECN. NO.	APR.	DATE



1 2 3 4 5 6 7 8

A

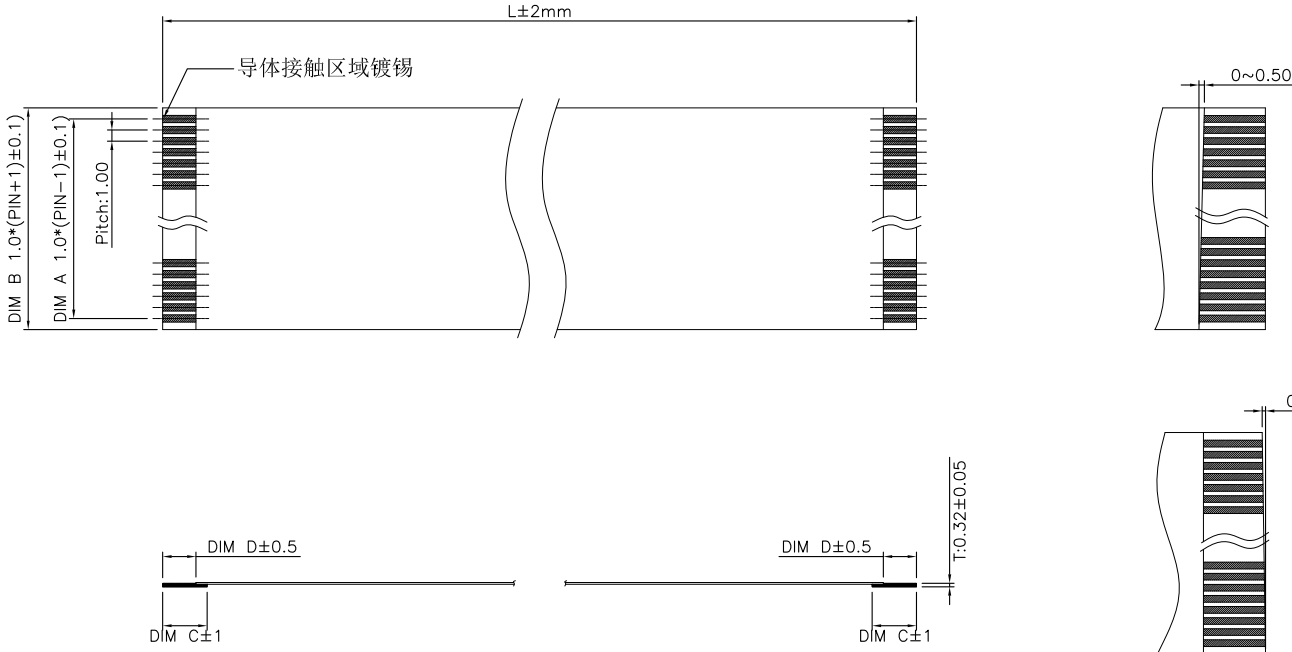
B

C

D

E

F



STRUCTURE(结构)		
No.	ITEM (项目)	SPECICATION (规格)
1	INSULATION (胶膜)	UL
		WHITE(白色)
2	SUPPORTING TAPE (补强板)	BLUE(蓝色)
3	CONDUCTOR (导体)	THICKNESS (厚度) 0.035±0.005mm
		WIDTH (宽度) 0.65±0.03mm
4	CONDUCTOR PLATING (导体镀层)	PLATED(电镀 Sn(锡) 40u")

DIMENSION(尺寸)		
1	No. of conductors (导体数目)	N
2	Pitch (间距)	Pitch:1.0mm±0.1
3	Span (总间距)	DIM A:1.0mm*(PIN-1)
4	Width(总宽度)	DIM B:1.0mm*(PIN+1)
5	Insert Thickness (接线端厚度)	T:0.32mm±0.05
6	Strip Length (导体长度)	DIM D:3mm
7	Supporting Tape Length (补强板长度)	DIM C:4mm

FF 100-XXX-T-34-100-WE-0-P-000

FFC排线
 间距: 100:1.0mm
 PIN数: 004:4PIN, 005:5PIN, ...
 T:两端导体同面
 34:导体长度3mm/补强板长度4mm

流水号
 P:袋装
 0:不包布
 绝缘胶膜颜色: WE:白色
 总长度: 100:L:100mm (可定制)

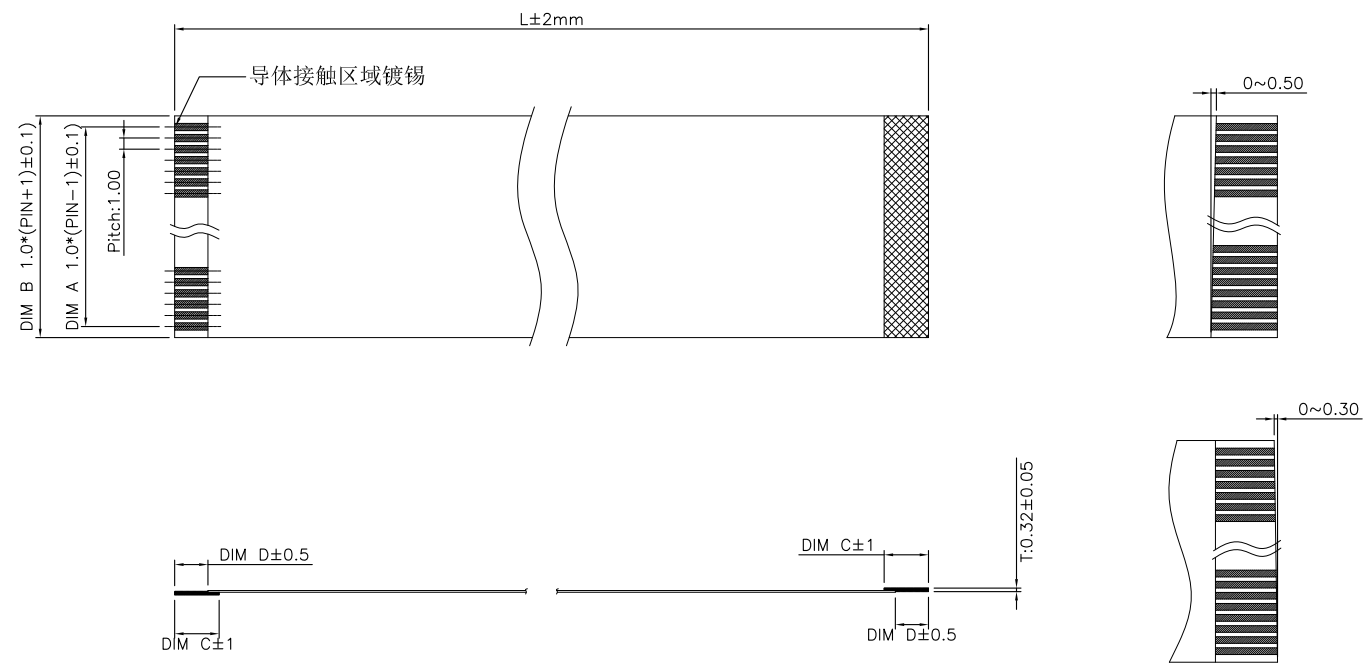
TOLERANCE UNLESS OTHERWISE SPECIFIED				BZOOC 东莞市柏洲电子有限公司 Dongguan BzooC Electronics, Ltd	
.X± 0.35	X.*± 1.5'	APR. AX.T	TITLE: 1.0FFC排线 同向 3/4 白膜		
.XX± 0.25	.X*± 1.0'	CHK. Y.L	PART NO.		
.XXX± 0.15	.XX*± 0.5'	DRA. Y.L	PROJ.	UNITS. MM	SCALE. 1:1
REV.	ECN. NO.	APR.	DATE	CUSTOMER DRAWING	
A0	FIRST RELEASE	Y.L	2019.06.21	SHEET. 1 / 1	

1 2 3 4 5 6 7 8



STRUCTURE(结构)		
No.	ITEM (项目)	SPECIFICATION (规格)
1	INSULATION (胶膜)	UL
		WHITE(白色)
2	SUPPORTING TAPE (补强板)	BLUE(蓝色)
3	CONDUCTOR (导体)	THICKNESS (厚度) 0.035±0.005mm
		WIDTH (宽度) 0.65±0.03mm
4	CONDUCTOR PLATING (导体镀层)	PLATED(电镀 Sn(锡) 40u")

DIMENSION(尺寸)		
1	No. of conductors (导体数目)	N
2	Pitch (间距)	Pitch:1.0mm±0.1
3	Span (总间距)	DIM A:1.0mm*(PIN-1)
4	Width(总宽度)	DIM B:1.0mm*(PIN+1)
5	Insert Thickness (接线端厚度)	T:0.32mm±0.05
6	Strip Length (导体长度)	DIM D:3mm
7	Supporting Tape Length (补强板长度)	DIM C:4mm



FF 100-XXX-F-34-100-WE-0-P-000

FFC排线
 间距: 100:1.0mm
 PIN数: 004:4PIN, 005:5PIN, ...
 F:两端导体反面
 34:导体长度3mm/补强板长度4mm

流水号
 P:袋装
 0:不包布
 绝缘胶膜颜色: WE:白色
 总长度: 100:L:100mm (可定制)

TOLERANCE UNLESS OTHERWISE SPECIFIED				BZOOC 东莞市柏洲电子有限公司 Dongguan BzooC Electronics, Ltd	
.X± 0.35	X.*± 1.5'	APR. AX.T	TITLE: 1.0FFC排线 反向 3/4 白膜		
.XX± 0.25	.X*± 1.0'	CHK. Y.L	PART NO.		
.XXX± 0.15	.XX*± 0.5'	DRA. Y.L	PROJ.	UNITS. MM	SCALE. 1:1
REV.	ECN. NO.	APR.	DATE	CUSTOMER DRAWING	
A0	FIRST RELEASE	Y.L	2019.06.21	SHEET. 1 / 1	

REV.	ECN. NO.	APR.	DATE
A0	FIRST RELEASE	Y.L	2019.06.21